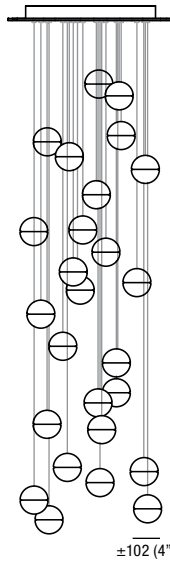


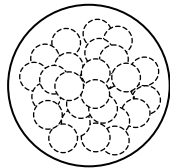
Approved to UL standards by CSA



53 (2")

3000
(10')
standard
max.

36500
(120')
custom
max.



600
(23.6")

approx 61.5kg (136lb)

The 14 is an articulated, seamed cast glass sphere with a frosted cylindrical void that houses either a low voltage (12V, 10W halogen/xenon) or LED(12V, 0.3W) lamp. Individual pendants are visually quite subtle, but gain tremendous strength when multiplied and clustered in large groups.

Light interacts with the bubbles and imperfections of the cast glass to produce a glow reminiscent of small candles floating within spheres of water. Cast glass is an organic process, imperfect by nature and each 14 is hand made; thus, every piece produced is unique.

APPLICATIONS

Suitable for residential and commercial use. CSA, CE approved; approved to UL standards by CSA. Popular applications to date include clusters over tables in residential dining rooms and restaurants, accessory lighting in living rooms, decorative lighting, linear configurations or clusters over bars and kitchen islands, and large chandeliers in building lobbies and other public spaces.

MATERIALS

Cast glass, blown borosilicate glass, braided metal coaxial cable, electrical components and a matte white powder coated canopy.

Note: Longest and shortest lengths may have a variance of $\pm 50\text{mm}$ (2")

Note: As an alternative to a built-in transformer, Bocci recommends mounting transformers remotely in an easily accessible and hidden location for ease of long-term maintenance.

Purchase online for replacement lamps at www.bocci.ca/lamps

Worldwide patents issued and pending. US patent # D556, 361
Made in Vancouver, Canada

For additional information, please contact:

BOCCI Vancouver
info@bocci.ca
www.bocci.ca

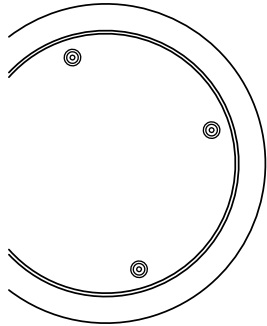
BOCCI Berlin
infoeu@bocci.ca
www.bocci.ca

14.26

R O U N D

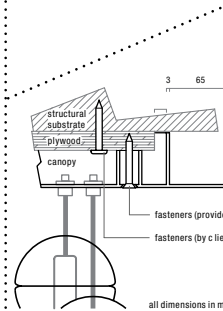
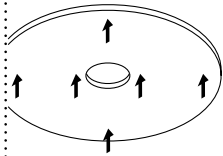
Design by Omer Arbel
PRODUCT SPECIFICATION

BOCCI
Vancouver
Berlin



1

Measure and mark out the chandelier canopy position on the ceiling.

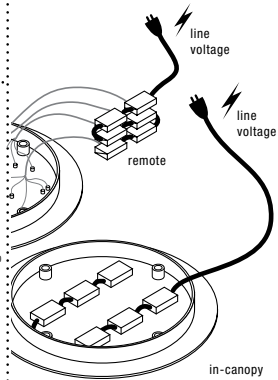


2

Note: The client is responsible for providing a robust 3/4" (19mm) plywood backing or wood blocking to securely anchor to the structural substrate.

Connections from the plywood to the structural substrate are the client's responsibility. Measure the plywood so that it fits within the canopy side walls (refer to detail above).

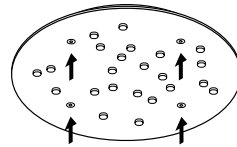
Anchor the plywood backing to the structural ceiling substrate.



3

Connect transformers inside the canopy to line voltage.

Note: As an option, Bocci recommends mounting transformers remotely in a close by, accessible and hidden location for ease of long term maintenance.

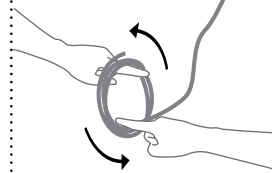


4

Anchor canopy into the plywood backing using the fasteners provided.

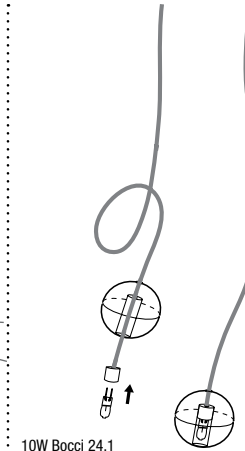
If your chandelier has multiple canopies, mount all canopies, one by one, per the previous steps.

If your chandelier has only one canopy, proceed to step 5.



5

Remove the twist ties from the coaxial cable, then holding the roll vertically insert your index fingers from opposite sides and rotate your fingers in a spool like manner around each other to unravel the cable without kinks.



10W Bocci 24.1 long life xenon bipin or Bocci 24.2 LED

6

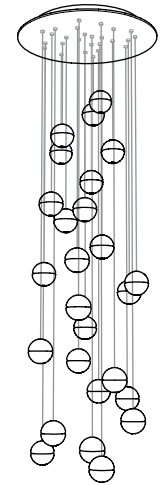
Each pendant terminates in a "headphone jack" type connector, which plugs into a receiving receptacle in the canopy. Clients are encouraged to compose their own pendant configuration on site, thus creating a truly unique chandelier. After plugging in each pendant, turn the threaded sheathing into place.

Lamp fixture using Bocci 24.1 long life bipin xenon lamp, standard 10W halogen bipin lamp, or Bocci 24.2 LED.

Plug the lamp into the socket. Do not touch the lamp with your bare hands.

Purchase online for replacement lamps at www.bocci.ca/lamps

Note: when using a dimmer for xenon/halogen, use only low voltage electronic dimmer to ensure the fixture works properly.



7

Clean fingerprints from glass surfaces.

Turn fixture on.

*

For additional assistance, please contact Bocci:

BOCCI Vancouver
info@bocci.ca
www.bocci.ca

BOCCI Berlin
infoeu@bocci.ca
www.bocci.ca

Worldwide patents issued and pending.

US patent # US D556,361

Made in Vancouver, Canada

Approved to UL standards by CSA



BOCCI
Vancouver Berlin